

3M™ Wrap Film Series 1080

**Product Bulletin
& Sell Sheet 1080**

Release N. Effective April 2014.

DISTINCTIVE INNOVATIVE TRUSTED

Anything but ordinary.

Meet the standard in wrap films. 3M™ Wrap Film Series 1080 is a distinctive way to make you — and your car — stand out in the crowd.

DISTINCTIVE

Create a look that says you set your own course with 3M™ Wrap Film Series 1080. Choose from a variety of finishes, textures and colors that offer a unique, head-turning look.

INNOVATIVE

3M is a leader, not a follower, and we're passionate about offering you the most innovative vehicle personalization products.

TRUSTED

Trust your wrap to the 3M brand promise of quality, reliability, service and warranty. Being best-in-class demands it.

Professional installation preferred.

Five finishes in
an array of colors:

CARBON FIBER

MATTE

SATIN

BRUSHED METAL

GLOSS



3M
Wrap Film
Series 1080




Pictured: 3M™ Wrap Film 1080-M12 Matte Black

3M

3M™ Wrap Film Series 1080


DISTINCTIVE INNOVATIVE TRUSTED



/ 3M™ Wrap Film 1080-CF12 Black Carbon Fiber



/ 3M™ Wrap Film 1080-M103 Matte Pink
/ 3M™ Wrap Film 1080-S12 Satin Black



/ 3M™ Wrap Film 1080-BR201 Brushed Steel and
/ 3M™ Wrap Film 1080-CF12 Black Carbon Fiber

Taking best-in-class to a new level for your business.

3M™ Wrap Film Series 1080 doesn't just cover doors, it opens doors. Be ready to offer your customers the opportunity to create a truly distinctive look for their vehicle, truck or even their boat with this innovative series of satin, matte, gloss and 3-D textured films.

OUT OF THE BOX

No printing. No overlaminates. Open the box and start wrapping.

GREAT HANDLING

3.5 mil dual cast film provides just the right amount of rigidity with no application tape.

EASY INSTALLATION

The same features you love in 3M™ Controltac™ Graphic Film with Comply™ Adhesive: slideable and repositionable pressure-activated adhesive with non-visible air release channels for virtually no air bubbles.

NO SEAMS

60" wide rolls mean you can cover entire sections.

MORE BUSINESS

Satisfied customers showcase their vehicles and generate referrals for your business.

It's what you need when you think outside the car, the truck, the boat.

USE IT FOR:

Hoods

Roofs

Trunk lids

Bumpers

Door panels

Racing stripes

Exterior mirror covers

Wrap the entire vehicle!

GET SAMPLES AND FIND MORE INFORMATION

Follow 3M Graphics:



Scan the code with your smartphone, or find us at 3Mgraphics.com/1080

1. Product Description

A. Product Features

- Dual cast vinyl film in an array of colors
- Five distinctive-looking finishes: matte, satin, gloss, carbon fiber and brushed metal
- Use the film right out-of-the-box without graphic protection
- Pressure-activated adhesive for easy sliding, tacking, snap up and repositioning
- Non-visible, air release channels for fast, easy, bubble-free installations
- Available in 60 inch rolls—allowing almost any section of the vehicle to be wrapped without seams
- Removable with heat and/or chemicals

B. Recommended Types of Graphics and End Uses

When used as described in this Bulletin, these types of graphics and end uses are warranted by the 3M™ MCS™ Warranty. Please read the entire Bulletin for additional details.

- Solid color vehicle detailing
- Standard vehicle graphics, detailing and decoration, multiple layers of graphics
- Commercial vehicle and fleet graphics, emblems or striping
- Watercraft graphics applied above the static water line only

Note: Before using these films, please review the handling guidelines in Section 7.A.

C. Performance Overview

3M tests the performance of both individual products and finished graphic constructions. This table shows the best performance expected from this product without a Warranty Period and with a Warranty Period.

For detailed graphic construction and application options along with specific Warranty Periods, please see the Warranty Information, Section 4.

	Matte, Satin, Gloss	Carbon Fiber, Brushed Metal
Expected Performance Life. This is the estimated period of time the product should perform satisfactorily.		
Unprinted film with no graphic protection, applied to a flat vertical, vehicle surface.	7 years Unwarranted Period	5 years Unwarranted Period
3M™ MCS™ Warranty. This is the maximum period of time 3M will warrant the finished graphic performance.		
Unprinted film with no graphic protection, applied to a flat, vertical, vehicle surface.	3 years Warranty Period	3 years Warranty Period

A. Limitations of End Uses

This 3M film is not designed or recommended for the following uses. Please contact us to discuss other options.

(1) Unsuitable End Uses for This Film

- Film applied to:
 - stainless steel
 - non-3M films (see Removal Warranty)
 - watercraft when the film is below the static water line
 - watercraft graphics that are not edge sealed
 - Non-OEM painted substrates on most vehicles
 - painted substrates with poor paint-to-substrate, or paint-to-paint bond
 - substrate surfaces that are not clean and smooth (little or no variation in texture)
- Cut and weed applications where the application tape must adhere to the exposed liner
- Graphic removal from:
 - substrates with poor paint-to-substrate adhesion
 - existing graphics that must remain intact; damage may occur during removal of film
- Graphics subjected to gasoline vapors or spills, including those at or on gas pumps, automobile fuel-tank ports, watercraft or top-feeding, petroleum tankers

2. Characteristics

These are typical values for unprocessed product. Contact your 3M representative for a custom specification.

A. Physical Characteristics

Characteristic	Value	
Film	Vinyl, cast	
Colors	See Section 2.C., page 5	
Adhesive color	Gray	
Thickness	Value for 1080-M12 given; other films may vary Without adhesive: 3.5 mil (0.09 mm) With adhesive: 4.5 mil (0.11 mm)	
Adhesive	Pressure-activated, slideable, repositionable, air release channels	
Liner	Polyethylene-coated paper	
Adhesion, Typical 24 hours after application	Substrate	Adhesion
	ABS	4 – 5 pounds/inch (0.72 – 0.89 kg/cm)
	Acrylic enamel Automotive clear coats (OEM)	3 – 4 pounds/inch (0.54 – 0.72 kg/cm) 3 – 5 pounds/inch (0.54 – 0.89 kg/cm)
Tensile strength	5 pounds/inch at 73°F (0.9 kg/cm at 23°C)	
Chemical resistance	<ul style="list-style-type: none"> Resists mild alkalis, mild acids, and salt Excellent resistance to water (<i>does not include immersion</i>) Resists occasional fuel spills 	
Flammability	ASTM E84 test report: click here or go to the On-line Catalog at 3Mgraphics.com All available test reports: call 1-800-328-3908	

B. Application Characteristics

Characteristic	Value
Finished graphic application recommendation	Surface type: Flat, simple curves, moderate compound curves Substrate type: ABS resins, chrome, glass, paint (check adhesion to powder-coated or water-based paints) fiberglass with gel coat Application temperature: 60°-90°F (16°-32°C) Application method: Dry
Applied shrinkage	0.015 inches (0.4 mm)
Temperature range after application	-65° to +225°F (-60° to +107°C)
Graphic removal	Removable with heat and/or chemicals from most substrates within the Warranty Period at 50°F (10°C) minimum (air and substrate)

C. Colors

Matte or Satin Texture	1080-S12	Satin Black	Carbon Fiber	1080-CF12	Carbon Fiber Black
	1080-S10	Satin White	Texture	1080-CF201	Carbon Fiber Anthracite *
★ New	1080-SP10	Satin Pearl White		1080-CF10	Carbon Fiber White
	1080-S120	Satin White Aluminum *			
★ New	1080-M12	Matte Black	Smooth Gloss	1080-G83	Gloss Dark Red
	1080-M22	Matte Deep Black	Texture	1080-G13	Gloss Hot Rod Red
	1080-M211	Matte Charcoal Metallic *		1080-G103	Gloss Hot Pink
	1080-M261	Matte Dark Gray *		1080-G14	Gloss Burnt Orange
	1080-M21	Matte Silver *		1080-G14	Gloss Bright Orange
	1080-M230	Matte Gray Aluminum *		1080-G54	Gloss Bright Orange
	1080-M209	Matte Brown Metallic *		1080-G25	Gloss Sunflower Yellow
	1080-M229	Matte Copper Metallic *		1080-G15	Gloss Bright Yellow
	1080-M10	Matte White		1080-G46	Gloss Kelly Green
	1080-M13	Matte Red		1080-G47	Gloss Intense Blue
	1080-M203	Matte Red Metallic *		1080-G77	Gloss Sky Blue
	1080-M38	Matte Royal Purple		1080-G79	Gloss Ivory
	1080-M103	Matte Pink		1080-G10	Gloss White
	1080-M54	Matte Orange		1080-G12	Gloss Black
	1080-M15	Matte Yellow		1080-G203	Gloss Red Metallic *
	1080-M196	Matte Apple Green	★ New	1080-G227	Gloss Blue Metallic *
	1080-M206	Matte Pine Green Metallic *		1080-G217	Gloss Deep Blue Metallic *
	1080-M227	Matte Blue Metallic *		1080-G241	Gloss Gold Metallic *
	1080-M27	Matte Indigo		1080-G120	Gloss White Aluminum *
	1080-M26	Matte Military Green		1080-G251	Gloss Sterling Silver *
			★ New	1080-G201	Gloss Anthracite *
Brushed Metal Texture	1080-BR212	Brushed Black Metallic *		1080-G211	Gloss Charcoal Metallic *
	1080-BR201	Brushed Steel *		1080-G212	Gloss Black Metallic *
	1080-BR230	Brushed Titanium *			
	1080-BR120	Brushed Aluminum *			
	1080-BR241	Brushed Gold *			
	1080-BR217	Brushed Blue Steel *			

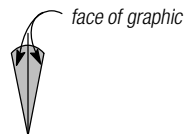
* These are metallic colors.

Visit 3Mgraphics.com/1080 to view these colors and finishes.

3. Definitions

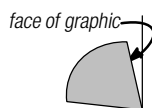
A. Exposure Types

U.S. Vertical Exposure



The face of the graphic is +/- 10° from vertical.

U.S. Non-vertical Exposure



The face of the graphic is greater than 10° from vertical and greater than 5° from horizontal. This includes non-vertical surfaces of vehicle wraps or fleet graphics.

U.S. Horizontal Exposure



The face of the graphic is +/- 5° from horizontal.

U.S. Desert Southwest Exposure

Any outdoor graphic exposed to solar energy more than half of the daylight hours in Arizona, New Mexico and the desert areas of California, Nevada, Utah and Texas is subject to reduced warranties. [Click here](#) for a detailed map.

B. Vehicle Types

Standard Vehicle

Buses, vans, and automobiles unless otherwise noted.

Fleet Vehicle

Straight trucks, semi-tractors and trailers used in commercial fleets. Excludes air shields.

Watercraft

Boats intended for personal pleasure such as runabouts and speedboats having aluminum and/or smooth fiberglass/gel coat bodies, including boats used in fishing tournaments and off-shore racing boats, but not 1 to 3 person personal watercraft or other boats used in connection with commercial or business enterprise. 3M specifically excludes all other recreational vehicles from this definition.

4. Warranty Information

A. Warranty Coverage Overview

The warranty coverage for each graphic is based on the user(s) both reading and following all applicable and current 3M Product and Instruction Bulletins. 3M will honor the Warranty Period stated in the base film's Product Bulletin that is current when the film was purchased. The Warranty Period may be reduced and stipulations may apply for certain constructions and applications, as covered in this Bulletin.

The following is made in lieu of all other express or implied warranties, including any implied warranty of merchantability or fitness for a particular purpose or implied warranty arising out of a course of dealing, custom or usage of trade.

B. 3M Basic Product Warranty

This product is warranted to be free of defects in materials and manufacture at the time of shipment and to meet the specifications stated in this Product Bulletin and as further set forth in the [3M Graphics Warranty Brochure](#).

C. Limited Remedy

3M will replace or refund the price of any 3M materials that do not meet this warranty within the specified time periods. These remedies are exclusive.

D. Limitation of Liability

Except where prohibited by law, 3M SHALL NOT UNDER ANY CIRCUMSTANCES BE LIABLE TO PURCHASER OR USER FOR ANY DIRECT (EXCEPT FOR THE LIMITED REMEDY PROVIDED ABOVE), INDIRECT, SPECIAL, INCIDENTAL, OR CONSEQUENTIAL DAMAGES (INCLUDING, BUT NOT LIMITED TO, LABOR, NON-3M MATERIAL CHARGES, LOSS OF PROFITS, REVENUE, BUSINESS, OPPORTUNITY, OR GOODWILL) RESULTING FROM OR IN ANY WAY RELATED TO SELLER'S PRODUCTS, SERVICES or THIS BULLETIN. This limitation of liability applies regardless of the legal or equitable theory under which such losses or damages are sought including breach of contract, breach of warranty, negligence, strict liability, or any other legal or equitable theory.

E. Additional Limitations

See the [3M Graphics Warranty Brochure](#) at 3Mgraphics.com, which gives the terms, additional limitations of the warranty, if any, and limitations of liability.

F. 3M™ MCS™ Warranty

Subject to Stipulations set forth in Section G., below

Finished graphics constructed with the film and the exposure specified in Section F.(1) are eligible for the 3M™ MCS™ Warranty. For warranties for other exposures, see Section G.(1).

(1) Unprinted Film with No Graphic Protection, and a U.S. Vertical Exposure

Unprinted Film, U.S Vertical Exposure, In Years

	Ink and Graphic Protection	Matte, Satin or Gloss	Carbon Fiber or Brushed Metal
3M™ MCS™ Warranty (Warranty Period)	None	3	3

(2) Removal Warranty with Heat or Chemicals

Within the stated Warranty Period in this Bulletin, if this film cannot be removed with heat and/or chemicals, or if more than 30% of the adhesive residue remains on the substrate, 3M will reimburse a reasonable portion of extra removal costs.

a. Removal Warranty Exceptions

The following exceptions are not covered by the Removal Warranty.

- Substrate damage due to:
 - removing film from a pre-existing graphic
 - removing film that was applied to painted wallboard
 - removing film from paint that is not firmly bonded to the substrate

- No guarantee is made for:
 - ease or speed of removal of any graphic
 - removal from paint that is improperly cured
 - removal from aged paint or metals, surface oxidation or chalking; user must test, approve and accept liability for such applications
 - removal from horizontally-exposed outdoor applications

b. Removal Remedy

The remedy for graphics covered by the 3M™ MCS™ Warranty is labor reimbursement for documented excessive removal costs.

G. General Warranty Stipulations for 3M™ MCS™ Warranty

These stipulations apply to graphics covered by the 3M™ MCS™ Warranty. Specific provisions of these stipulations are found in the [3M Graphics Warranty Brochure](#).

(1) Reduced Warranty Period for Other Graphic Exposures

To calculate the Warranty Period for graphics oriented in the other exposures, multiply the Warranty Period (in years) from Section F.(1) by the percentage shown for the intended graphic exposure.

If the Graphic Exposure is:	Use this Percentage of U.S. Vertical Exposure, Warranty Period	Calculation Examples
U.S. Non-vertical	50% (0.50)	0.50 x 3 years = 1.5 years
U.S. Horizontal	35% (0.35)	0.35 x 3 years = 1.05 years
U.S. Desert Southwest Vertical	70% (0.70)	0.70 x 3 years = 2.1 years
U.S. Desert Southwest Non-vertical	35% (0.35)	0.35 x 3 years = 1.05 years
U.S. Desert Southwest Horizontal	0%	0

(2) Abrasion and Loss of Gloss

Abrasion damage and loss of gloss are not covered by any 3M warranty. This is considered normal wear and tear.

(3) Application Outside the U.S.

Contact the 3M organization for that country.

(4) Application to Glass

3M accepts no liability for glass breakage when using this film for window graphics. See [Instruction Bulletin 5.1](#) for details.

(5) Graphics Made with Components Not Sold or Recommended by 3M

The 3M™ MCS™ Warranty does not, under any circumstances, cover graphics made with any product not sold or recommended by 3M. The user is solely responsible for the appearance, performance and durability of any graphic that includes a non-recommended or non-qualified product.

5. Factors that Affect Graphic Performance Life

The actual performance life of a graphic is affected by all of the following:

- selection, condition and preparation of the substrate.
- surface texture.
- application methods.
- angle and direction of sun exposure.
- environmental conditions.
- cleaning or maintenance methods.

6. Graphics Manufacturing

This film is intended for solid color vehicle detailing, decoration and full wraps without graphic protection. Cutting may be required.



CAUTION

Before using any equipment, always follow the manufacturers' instructions for safe operation.

A. Layout Considerations for Graphic Panels

Take into account these considerations when planning your graphic layout:

- Certain film colors, such as the brushed metal colors and satin pearl white, have a directional characteristic in their appearance. For the best overall appearance, do not alternate between lengthwise and widthwise graphic panels.
- Film colors can vary from lot-to-lot. For consistent looking color, use the same lot number of film for an entire vehicle.

B. Cutting

(1) Methods

The following are common cutting methods for this film. See [Instruction Bulletin 4.1](#) for details.

- Bandsawing
- Hot kiss cutting
- Hot and cold steel rule
- Drum-type electronic cutting
- Flat-bed electronic cutting
- Guillotine
- Hand cut
- Cold and hot steel-rule die cutting
- [Knifeless™ Tape](#)

Important Note!

The thickness and texture of this film makes it more difficult to cut and weed cleanly. Use clean, sharp, properly aligned blades. The user must assume responsibility of the outcome, so always test and approve before cutting a large job.

(2) Size of Cut Text

These values are based on upper case Helvetica medium type. Weeding will be more difficult with smaller text.

Important Note!

These films are thicker than other wrap films and some have a significant texture. Use great care when cutting and weeding. Make sure the cutting blades are sharp, clean and properly set. Always test and approve before committing to a job.

Minimum stroke width:	0.25 inch (6.35 mm)
Minimum height:	3.0 inch (76.2 mm)
Minimum radius for end of stripe:	0.125 inch (3.18 mm)

C. Application Tape

Important Note!

The texture on film series 1080 makes it difficult for any application tape to properly adhere to the film. If used, apply the graphic as soon after cutting and applying an application tape as possible. Always test and approve before committing to a job.

Use an application tape to:

- Hold cut and weeded letters or graphics in registration after removing the film liner.
- Protect cut graphic parts from scratching or damage during application.
- Use when large amounts of liner are exposed.

Note: 3M™ Prespacing Tape SCPS-55 is the only recommended tape, although does not adhere to the exposed liner of this film, but it does adhere to the top of the film. Therefore, prespacing tape may still be useful when applying large graphics—even large cut graphics—with some smaller cut and weeded graphics to hold the elements in alignment.

Important Note!

Never use a wet application method to apply this film.

7. Application and Installation

Install the film using the dry application method after ensuring that the vehicle is freshly washed and dried to remove all contaminants.

Refer to the **3M Related Literature** section, located at the end of this bulletin, for a list of the Instruction Bulletins that may be needed to apply or install this film.

A. Handling Textured Films

- Align the graphic using masking tape, never a grease pencil.
- Use a felt squeegee for installing the film to minimize scratching.
- Use a heat gun instead of a torch, when heat is needed. A torch is likely to alter the appearance of the finish.

B. Pressure-activated Adhesive

- The pressure-activated adhesive on this film offers:
 - smooth sliding into position on a substrate;
 - fast finger tacking to check position; and
 - easy snap up and repositioning when you need it.
- The **snap up and reposition feature is lost:**
 - when firm pressure with a squeegee or other application tool is applied.
 - at application temperatures above 100°F (38°C) even if only light finger pressure was used for tacking.
 - if any part of the film is removed from the original liner and reapplied to the same or another liner.
 - solvent from inkjet ink has not completely dried or cured, which affects both slide-ability and snap up.

C. Working with Air Release Channels

Air release channels are a characteristic of 3M's Comply adhesive that allow fast, easy, virtually bubble-free installations.

- The channels will be damaged and effective air removal affected if you remove and attempt to change liners or reapply the same liner.
- For the best results, always work from the center out to the edges of the graphic to allow trapped air to exit through the air release channels. If the channels are closed off by firm pressure and air is trapped, use an air release tool to aid in removing air bubbles. See [Instruction Bulletin 5.4](#) for details.

Video



See how 3M's Comply adhesive technology works.

D. 3M™ Tape Primer 94

Apply primer 94 to all areas where the film will be stretched, such as bumpers and concave channels.

- In **concave channels**, apply a thin layer of primer over most of the concave area. Allow the primer to dry for five minutes.
- When going around **convex areas**, apply a thin layer of primer at the outer edges of the curve to prevent film edge lifting. Allow the primer to dry for five minutes.
- For the most effective bond and to avoid contamination, install the graphic within one hour after applying the primer.

Video



Watch a demonstration on how to use 3M's primer 94.

E. Heating and Stretching the Film

This film can be stretched up to 130% (i.e., a 10 inch film piece can be stretched to 13 inches).

F. Application and Finishing for Vehicles

Read and follow all instructions, and complete the *3M Automobiles, Vans and Buses Pre-installation Inspection Record* in [Instruction Bulletin 5.36](#) prior to manufacturing or applying any graphic to a standard vehicle, van or bus.

G. Application and Finishing for Watercraft

Read and follow all instructions, and complete the *3M Watercraft Graphics Pre-installation Inspection Record* in [Instruction Bulletin 5.42](#) prior to manufacturing or applying any graphic to a watercraft.

Graphics applied to watercraft require edge sealing. Refer to [Instruction Bulletin 5.42](#) for details.

8. Maintenance and Cleaning

Use care to avoid scratching the film. Never scrub the film. Scratching and abrasion marks may be visible and you may not be able to work them out of the unique finish of the film. Avoid using harsh chemicals and brushes when cleaning your vehicle, and avoid parking near shrubs and trees or any other items that could scratch the vehicle.

A. Cleaning

Use a cleaner designed for high-quality painted surfaces. The cleaner must be wet, non-abrasive, without strong solvents, and have a pH value between 3 and 11 (neither strongly acidic nor strongly alkaline.). Rinse thoroughly after cleaning and dry with a clean, soft cloth or soft rubber squeegee to avoid water spots.

B. Restoring

- Do not apply waxes or polishes to the Matte, Satin, Carbon Fiber and Brushed Metal Texture finishes.
- Use if there is wax or wax residue on the surface, remove with an all-purpose cleaner.
- Table 1 shows some available products to help restore your graphics. Before using, always test the product in an inconspicuous area to ensure no damage to the graphics.

See [Instruction Bulletin 6.5](#) and [FAQ Vehicle Care](#) and [FAQ 1080](#) for additional details.

**TABLE 1
Restoration Alternatives**

Film or Finish Type	Product or Solution
Smooth Gloss Texture	3M™ Perfect-it™ Show Car Paste Wax 39526 Meguiar's Gold Class™ Carnuaba Plus Premium Liquid Wax
Matte or Satin Texture	Isopropyl alcohol and water (ratio 2:1)
Matte White (1080-M10) Carbon Fiber White (1080-CF10) Satin White (1080-S10)	Based on type/degree of contamination, use one or more of these solutions, <i>in the order shown</i> , to remove any build-up: 1. Hot, soapy water solution 2. Isopropyl alcohol (IPA) and water (ratio 2:1) 3. Simple Green® All-Purpose Cleaner 4. Household chlorine bleach; followed by IPA/water (#2) 5. Mineral spirits; followed by IPA/water (#2)
Carbon Fiber Black (1080-CF12)	Meguiar's Ultimate Black Plastic Restorer

9. Removal

Removal requires heat and/or chemicals. See [Instruction Bulletin 6.5](#) for details.

10. Shelf Life, Storage and Shipping

A. Shelf Life

Total shelf life: 3 years from the date of manufacture on the original box. Install immediately after cutting and applying application tape.

B. Storage Conditions

- 40° to 100°F (4° to 38°C)
- Out of sunlight
- Clean dry area
- Original container
- Bring the film to room temperature before using

C. Shipping Finished Graphics

Flat, or rolled color-side-out on 6 inch (15 cm) or larger core. This helps prevent the application tape, if used, from popping off.

11. Health and Safety



CAUTION

When handling any chemical products, read the manufacturers' container labels and the Material Safety Data Sheets (MSDS) for important health, safety and environmental information. To obtain MSDS sheets for 3M products go to 3M.com/MSDS, or by mail or in case of an emergency, call 1-800-364-3577 or 1-651-737-6501.

When using any equipment, always follow the manufacturers' instructions for safe operation.

12. 3M Related Literature

Before starting any job, be sure you have the most current Product and Instruction Bulletins.

The information in 3M Product and Instruction Bulletins is subject to change. [Current Bulletins](#) are available at 3Mgraphics.com. The following applicable Bulletins provide information and processes you need to properly make the graphics described in this Bulletin. Additional Bulletins may be needed as indicated in the 3M Related Literature section of other 3M components you use.

Bulletin types: PB = Product Bulletin; PB-IB = Product & Instruction Bulletin; IB = Instruction Bulletin

Subject	Type	Bulletin No.
Caring for Your Vehicle Graphics	FAQ	Vehicle Care
Questions and Answers for 3M™ Wrap Film Series 1080	FAQ	1080
Scoring and cutting	IB	4.1
Using 3M application tapes; premasking and prespacing for films	IB	4.3
Application, substrate selection, preparation and substrate-specific application techniques	IB	5.1
Application, special applications and vehicles	IB	5.4
Application techniques for automobiles, vans and buses, and inspection forms	IB	5.36
Application: special considerations for watercraft	IB	5.42
Storage, handling, maintenance, removal	IB	6.5
3M Graphics Warranty Brochure	www.3mgraphics.com/Warranties	

13. Bulletin Change Summary

All revisions are identified by black bars in the left margin. Added five new colors: 1080-S120 Satin White Aluminum; 1080-M22 Matte Deep Black; 1080-M27 Matte Indigo; 1080-G217 Gloss Deep Blue Metallic; 1080-G211 Gloss Charcoal Metallic. First two pages are updated. "Scotchprint" brand is no longer part of the Series 1080 product name.



Commercial Solutions Division
 3M Center, Building 220-12E-04
 St. Paul, MN 55144 USA
 General & Technical Info.
 1-800-328-3908
 Fax 1-651-736-4233

3M Canada
 P.O. Box 5757
 London, Ontario
 Canada N6A 4T1
 1-800-265-1840
 Fax 519-452-6245

3M México, S.A. de C.V
 Av. Santa Fe No. 55
 Col. Santa Fe, Del. Alvaro Obregón
 México, D.F. 01210
 52-55-52-70-04-00
 Fax 52-55-52-70-22-77

3M Puerto Rico, Inc.
 Puerto Rico Industrial Park
 350 Chardon Avenue, Suite 1100
 San Juan PR 00918
 787-620-3000
 Fax 787-620-3018

*3M, Controltac, Comply, MCS, Perfect-it are trademarks trademark of 3M Company.
 Gold Class and Meguiar's are trademarks of Meguiar's, Inc.
 Knifeless is a trademark of Knifeless Technology Systems.
 Simple Green is a registered trademark of Sunshine Makers, Inc.*